


A12038-C-FG 119X119X38mm(4.7"X4.7"X1.5") with Additional Frequency Generator (FG) Function

[View WebPage](#)
[View 3D Object](#)



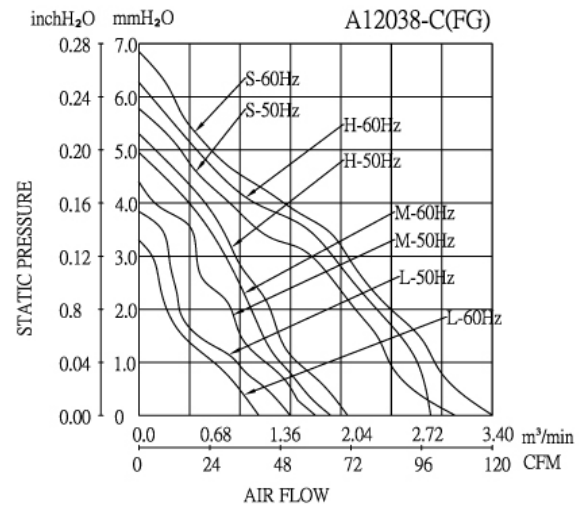
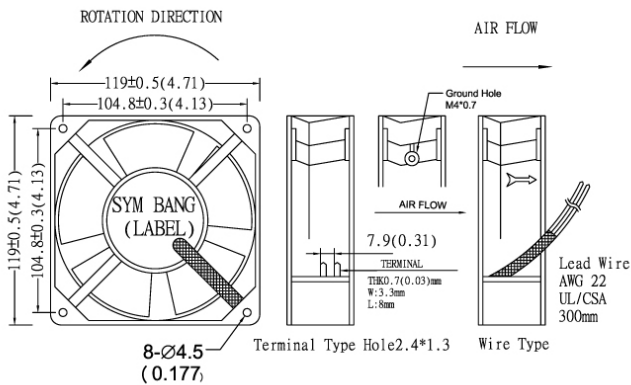
HOUSING	Die-Cast Aluminum, Painted Black
IMPELLER	Thermoplastic PBT, UL94V-0
BEARING	Ball or Sleeve
TERMINATION	2 Lead Wires for AC power supply, 3 Lead Wires for Signal-Frequency Generator(FG) function, Total 5 Lead Wires
OPERATING VOLTAGE RANGE	85 VAC to 125 VAC for 120 V Type 185 VAC to 245 VAC for 230 V Type
DIELECTRIC STRENGTH	1,500 VAC for 1 minute
INSULATION	Class B
INSULATION RESISTANCE	100,000 Ohms min. @500 VDC
OPERATING TEMPERATURE	-10 °C to+70 °C for Sleeve Type -20 °C to+80 °C for Ball Type
SAFETY	Impedance Protected
WEIGHT	550g
ROHS COMPLIANCE	Yes

SPECIFICATION

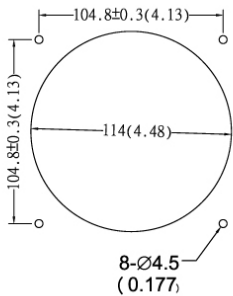
MODEL NO.	RATED VOLTAGE (V)	FREQUENCY (Hz)	RATED CURRENT (A)	INPUT POWER (W)	SPEED RPM	MAX. AIR PRESSURE		AIR FLOW		NOISE dB(A) @1M
						InchH ₂ O	mmH ₂ O	m ³ /min	CFM	
A12038V1S-C-FG	115	50/60	0.25/0.19	20/15	2700/3000	0.27/0.30	6.86/7.62	3.18/3.40	112/120	40/45
A12038V1H-C-FG	115	50/60	0.24/0.18	19/15	2700/3000	0.23/0.28	5.84/7.11	2.35/2.47	83/87	42/47
A12038V1M-C-FG	115	50/60	0.13/0.12	11/10	2200/2500	0.19/0.21	4.83/5.33	1.65/1.85	63/71	37/39
A12038V1L-C-FG	115	50/60	0.11/0.10	9/8	2000/1800	0.16/0.15	4.06/3.81	1.50/1.40	54/52	34/30
A12038V2S-C-FG	230	50/60	0.14/0.12	23/19	2700/3000	0.27/0.30	6.86/7.62	3.18/3.40	112/120	40/45
A12038V2H-C-FG	230	50/60	0.13/0.11	21/18	2700/3000	0.23/0.28	5.84/7.11	2.35/2.47	83/87	42/47
A12038V2M-C-FG	230	50/60	0.11/0.09	18/15	2200/2500	0.19/0.21	4.83/5.33	1.65/1.85	63/71	37/39
A12038V2L-C-FG	230	50/60	0.08/0.06	13/10	2000/1800	0.16/0.15	4.06/3.81	1.50/1.40	54/52	34/30

DIMENSION

AIR PERFORMANCE



Mountion Panel Cutout
 Outlet Side & Inlet Side



UNIT:mm (inch)